



ARYAMAN
FINANCIAL SERVICES LTD

60, Khatau Building, Gr. Floor,
Alkesh Dinesh Modi Marg,
Opp. P. J. Tower (BSE Bldg.),
Fort, Mumbai - 400 001.
Tel. : 2261 8264 / 8635 Fax : 2263 0434
Email : info@afsl.co.in
aryaman_limited@rediffmail.com
Website : www.afsl.co.in

AFSL/LA/COM/SSS/261/2012
November 06, 2012

Department of Corporate Services
Bombay Stock Exchange Limited
P.J. Towers, Dalal Street,
Fort, Mumbai 400 001

Sub: Shareholding Pattern as per Clause 35 of Listing Agreement


Dear Sirs,

With reference to the above-mentioned subject, please find enclosed herewith the Shareholding Pattern under Clause 35 of the Listing Agreement for the quarter ended September 30, 2012.

Kindly acknowledge the receipt.

Yours faithfully

For Aryaman Financial Services Limited


CS Ambreen Khan
(Company Secretary & Compliance Officer)




Encl: Shareholding Pattern

Introductory sub-table (I)(a)

Name of the Company: ARYAMAN FINANCIAL SERVICES LIMITED			
Scrip Code, Name of the scrip, class of security: 530245, ARYAMAN, EQUITY			
Quarter ended: September 30, 2012			
Partly paid-up shares:-	No. of partly paid-up shares	As a % of total no. of partly paid-up shares	As a % of total no. of shares of the company
Held by promoter/promoter group	0	0	0
Held by public	0	0	0
Total - D	0	0	0
Outstanding convertible securities:-	No. of outstanding securities	As a % of total no. of outstanding convertible securities	As a % of total no. of shares of the company, assuming full conversion of the convertible securities
Held by promoter/promoter group	0	0	0
Held by public	0	0	0
Total - E	0	0	0
Warrants:-	No. of warrants	As a % of total no. of warrants	As a % of total no. of shares of the company, assuming full conversion of warrants
Held by promoter/promoter group	0	0	0
Held by public	0	0	0
Total - F	0	0	0
Total paid-up capital of the company, assuming full conversion of warrants and convertible securities	10,975,000		100

Statement Showing Shareholding Pattern

Category code	Category of Shareholder	Number of Shareholders	Table (I)(a)		Total shareholding as a percentage of total number of shares		Shares Pledged or otherwise encumbered	
			Total number of shares	Number of shares held in dematerialized form	As a percentage of (A+B) ¹	As a percentage of (A+B+C)	Number of shares	As a percentage
(I)	(II)	(III)	(IV)	(V)	(VI)	(VII)	(VIII)	(IX)
(A)	Shareholding of Promoter and							
1	Indian							
(a)	Individuals/ Hindu Undivided Family	0	0	0	0.00	0.00	0	0
(b)	Central Government/ State Government(s)	0	0	0	0.00	0.00	0	0
(c)	Bodies Corporate	1	7,183,030	7,183,030	65.45	65.45	0	0
(d)	Financial Institutions/ Banks	0	0	0	0.00	0.00	0	0
(e)	Any Others(Specify)	0	0	0	0.00	0.00	0	0
	Sub Total(A)(1)	1	7,183,030	7,183,030	65.45	65.45	0	0
2	Foreign							
a	Individuals (Non-Residents Individuals/ Foreign Individuals)	0	0	0	0	0	0	0



b	Bodies Corporate	0	0	0	0	0	0	0
c	Institutions	0	0	0	0	0	0	0
d	Any Others(Specify)	0	0	0	0	0	0	0
	Sub Total(A)(2)	0	0	0	0	0	0	0
	Total Shareholding of Promoter and Promoter Group (A)= (A)(1)+(A)(2)	1	7183030	7183030	65.45	65.45	0	0
(B)	Public shareholding							
1	Institutions							
(a)	Mutual Funds/ UTI	1	700	0	0.01	0.01	0	0.00
(b)	Financial Institutions / Banks	1	800	0	0.01	0.01	0	0.00
(c)	Central Government/ State Government(s)	0	0	0	0.00	0.00	0	0.00
(d)	Venture Capital Funds	0	0	0	0.00	0.00	0	0.00
(e)	Insurance Companies	0	0	0	0.00	0.00	0	0.00
(f)	Foreign Institutional Investors	0	0	0	0.00	0.00	0	0.00
(g)	Foreign Venture Capital Investors	0	0	0	0.00	0.00	0	0.00
(h)	Any Other (specify)	0	0	0	0.00	0.00	0	0.00
(h-i)		0	0	0	0.00	0.00	0	0.00
(h-ii)		0	0	0	0.00	0.00	0	0.00
	Sub-Total (B)(1)	2	1500	0	0.01	0.01	0	0.00
B 2	Non-institutions							
(a)	Bodies Corporate	34	947,339	944,339	8.63	8.63	0	0.00
(b)	Individuals				0.00	0.00	0	0.00

I	Individuals -i. Individual shareholders holding nominal share capital up to Rs 1 lakh	1,304	514,943	273,383	4.69	4.69	0	0.00
II	ii. Individual shareholders holding nominal share capital in excess of Rs. 1 lakh.	44	2,324,851	2,150,451	21.18	21.18	0	0.00
(c)	Any Other (specify)				0.00	0.00	0	0.00
(c-i)	Clearing Member	1	165	165	0.00	0.00	0	0.00
(c-ii)	NRI	4	3,172	3,172	0.03	0.03	0	0.00
	Sub-Total (B)(2)	1,387	3,790,470	3,371,510	34.54	34.54	0	0.00
(B)	Total Public Shareholding (B)= (B)(1)+(B)(2)	1,389	3,791,970	3,371,510	34.55	34.55	0	0.00
	TOTAL (A)+(B)	1,390	10,975,000	10,554,540	100.00	100.00	0	0.00
(C)	Shares held by Custodians and against which Depository Receipts have been issued							
1	Promoter and Promoter Group	0	0	0	0.00	0.00	0	0.00
2	Public	0	0	0	0.00	0.00	0	0.00
	Sub-Total (C)	0	0	0	0.00	0.00	0	0.00
	GRAND TOTAL (A)+(B)+(C)	1,390	10,975,000	10,554,540	100.00	100.00	0	0.00

Sr.No	Notes
1	
2	
3	
4	
5	
6	
7	
8	
9	




A handwritten signature in blue ink is written over a circular stamp. The stamp contains some illegible text, possibly a company name or official seal.

(I)(b) Statement showing holding of securities (including shares, warrants, convertible securities) of persons belonging to the category "Promoter and Promoter Group"

Sr. No.	Name of the shareholder	Details of Shares held		Encumbered shares (*)			Details of warrants		Details of convertible securities		Total shares (including underlying shares assuming full conversion of warrants and convertible securities) as a % of diluted share capital
		Number of shares held	As a % of grand total (A)+(B)+(C)	No.	As a percentage	As a % of grand total (A)+(B)+(C) of sub-clause (I)(a)	Number of warrants held	As a % total number of warrants of the same class	Number of convertible securities held	As a % total number of convertible securities of the same class	
(I)	(II)	(III)	(IV)	(V)	(VI)=(V)/(III)*100	(VII)	(VIII)	(IX)	(X)	(XI)	(XII)
1	Mahshri Enterprises Pvt Ltd	7183030	65.45	-	-	-	-	-	-	-	65.45
TOTAL		7183030	65.45	-	-	-	-	-	-	-	65.45

(*) The term "encumbrance" has the same meaning as assigned to it in regulation 28(3) of the SAST Regulations, 2011



(I)(c)(ii) Statement showing holding of securities (including shares, warrants, convertible securities) of persons (together with PAC) belonging to the category "Public" and holding more than 5% of the total number of shares of the company

Sr. No.	Name(s) of the shareholder(s) and the Persons Acting in Concert (PAC) with them	Number of shares	Shares as a percentage of total number of shares {i.e., Grand Total (A)+(B)+(C) indicated in Statement at para (I)(a) above}	Details of warrants		Details of convertible securities		Total shares (including underlying shares assuming full conversion of warrants and convertible securities) as a % of diluted share capital
				Number of warrants	As a % total number of warrants of the same class	Number of convertible securities held	% w.r.t total number of convertible securities of the same class	
1		0	0.00	0	0.00	0	0.00	0.00
Total		0	0.00	0	0.00	0	0.00	0.00

(I)(d) Statement showing details of locked-in shares

Sr. No.	Name of the shareholder	Number of locked-in shares	Locked-in shares as a percentage of total number of shares {i.e., Grand Total (A)+(B)+(C) indicated in Statement at para (I)(a) above}
1	Mahshri Enterprises Pvt Ltd	951000	8.67
TOTAL		951000	8.67



(II)(a) Statement showing details of Depository Receipts (DRs)

Sr. No.	Type of outstanding DR (ADRs, GDRs, SDRs, etc.)	Number of outstanding DRs	Number of shares underlying outstanding DRs	Shares underlying outstanding DRs as a percentage of total number of shares {i.e., Grand Total (A)+(B)+(C) indicated in Statement at para (I)(a) above}
1		0	0	0.00
TOTAL		0	0	0.00



(II)(b) Statement showing holding of Depository Receipts (DRs), where underlying shares held by "promoter/promoter group" are in excess of 1% of the total number of shares

Sr. No.	Name of the DR Holder	Type of outstanding DR (ADRs, GDRs, SDRs, etc.)	Number of shares underlying outstanding DRs	Shares underlying outstanding DRs as a percentage of total number of shares {i.e., Grand Total (A)+(B)+(C) indicated in Statement at para (I)(a) above}
1		0	0	
TOTAL		0	0	

