

O/C



ARYAMAN
FINANCIAL SERVICES LTD

60, Khatau Building, Gr. Floor,
Alkesh Dinesh Modi Marg,
Opp. P. J. Tower (BSE Bldg.),
Fort, Mumbai - 400 001.
Tel. : 2261 8264 / 8635 Fax : 2263 0434
Email : info@afsl.co.in
aryaman_limited@rediffmail.com
Website : www.afsl.co.in

AFSL/LA/COM/SSS/322/2011
October 13, 2011

Department of Corporate Services
Bombay Stock Exchange Limited
P.J. Towers, Dalal Street,
Fort, Mumbai – 400 001.

Sub: Shareholding Pattern as per Clause 35 of Listing Agreement

Dear Sirs,

With reference to the above-mentioned subject, please find enclosed herewith the Shareholding Pattern under clause 35 of the Listing Agreement for the quarter ended September 30, 2011.

Kindly acknowledge the receipt.


Yours faithfully

For Aryaman Financial Services Limited

Shripal S. Shah
Executive Director



Encl: Shareholding Pattern as of September 30, 2011



Introductory Sub-Table (I)(a)


Name of the Company: ARYAMAN FINANCIAL SERVICES LIMITED					
Scrp Code, Name of the Scrp, Class of Security: 530245, ARYAMAN, EQUITY					
Quarter Ended: SEPTEMBER 30, 2011					
Partly Paid-up Shares	No. of Partly Paid-up Shares	As a % of Total No. of Partly Paid-up Shares	As a % of Total No. of Shares of the Company		
Held by Promoter / Promoter Group	-	-	-	-	
Held by Public	-	-	-	-	
Total - D	-	-	-	-	
Outstanding Convertible Securities	No. of Outstanding Securities	As a % of Total No. of Outstanding Convertible Securities	As a % of Total No. of Shares of the Company, Assuming Full Conversion of the Convertible Securities		
Held by Promoter / Promoter Group	-	-	-	-	
Held by Public	-	-	-	-	
Total - E	-	-	-	-	
Warrants	No. of Warrants	As a % of Total No. of Warrants	As a % of Total No. of Shares of the Company, Assuming Full Conversion of Warrants		
Held by Promoter / Promoter Group	-	-	-	-	
Held by Public	-	-	-	-	
Total - F	-	-	-	-	
Total Paid-up Capital of the Company, Assuming Full Conversion of Warrants and Convertible Securities (Grand Total ((A+B+C)+(D+E+F))	10,975,000		100.00		



Statement Showing Shareholding Pattern

Table (I)(a)

Category code	Category of Shareholder	Number of Shareholders (III)	Total Number of Shares (IV)	Number of Shares Held in Dematerialized Form (V)	Total Shareholding as a Percentage of Total Number of Shares		Shares Pledged or Otherwise Encumbered	
					As a Percentage of (A+B) ¹ (VI)	As a Percentage of (A+B+C) (VII)	Number of Shares (VIII)	As a Percentage (IX) = (VIII)/(IV) * 100
(I)	(II)							
(A)	Shareholding of Promoter and Promoter Group ²							
1	Indian							
(a)	Individuals/ Hindu Undivided Family	-	-	-	-	-	-	-
(b)	Central Government/ State Government(s)	-	-	-	-	-	-	-
(c)	Bodies Corporate	1	7,183,030	7,183,030	65.45	65.45	-	-
(d)	Financial Institutions/ Banks	-	-	-	-	-	-	-
(e)	Any Others(Specify)	-	-	-	-	-	-	-
(e-i)		-	-	-	-	-	-	-
(e-ii)		-	-	-	-	-	-	-
	Sub Total(A)(1)	1	7,183,030	7,183,030	65.45	65.45	-	-
2	Foreign							
a	Individuals (Non-Residents Individuals/ Foreign Individuals)	-	-	-	-	-	-	-
b	Bodies Corporate	-	-	-	-	-	-	-
c	Institutions	-	-	-	-	-	-	-
d	Any Others(Specify)	-	-	-	-	-	-	-
d-i		-	-	-	-	-	-	-
d-ii		-	-	-	-	-	-	-
	Sub Total(A)(2)	-	-	-	-	-	-	-
	Total Shareholding of Promoter and Promoter Group (A)= (A)(1)+(A)(2)	1	7,183,030	7,183,030	65.45	65.45	-	-




(B)	Public shareholding													
I	Institutions													
(a)	Mutual Funds/ UTI	1	700									0.01	0.01	-
(b)	Financial Institutions /Banks	1	800									0.01	0.01	-
(c)	Central Government/ State Government(s)	-	-									-	-	-
(d)	Venture Capital Funds	-	-									-	-	-
(e)	Insurance Companies	-	-									-	-	-
(f)	Foreign Institutional Investors	-	-									-	-	-
(g)	Foreign Venture Capital Investors	-	-									-	-	-
(h)	Any Other (specify)	-	-									-	-	-
(h-i)		-	-									-	-	-
(h-ii)		-	-									-	-	-
	Sub-Total (B)(1)	2	1,500									0.01	0.01	-
B 2	Non-institutions													
(a)	Bodies Corporate	39	1,712,255									15.60	15.60	-
(b)	Individuals													
	I													
	Individuals -i. Individual shareholders holding nominal share capital up to Rs 1 lakh	1,346	550,681									5.02	5.02	-
	II													
	Individual shareholders holding nominal share capital in excess of Rs. 1 lakh.	43	1,523,900									13.89	13.89	-
(c)	Any Other (specify)													
(c-i)	Clearing Member	1	500									0.00	0.00	-
(c-ii)	NRI's	3	3,134									0.03	0.03	-
	Sub-Total (B)(2)	1,432	3,790,470									34.54	34.54	-
(B)	Total Public Shareholding (B)= (B)(1)+(B)(2)	1,434	3,791,970									34.55	34.55	-
	TOTAL (A)+(B)	1,435	10,975,000									100.00	100.00	-

(C)	Shares held by Custodians and Against Which Depository Receipts Have Been Issued								
1	Promoter and Promoter Group	-	-	-	-	-	-	-	-
2	Public	-	-	-	-	-	-	-	-
	Sub-Total (C)	-	-	-	-	-	-	-	-
	GRAND TOTAL (A)+(B)+(C)	1,435	10,975,000	10,538,040	100.00	100.00	100.00	-	-

Shripad

(D)(b) Statement Showing Shareholding of Persons Belonging to the Category "Promoter and Promoter Group"

Sr. No.	Name of the Shareholder	Total Shares Held		Shares Pledged or Otherwise Encumbered		
		Number of Shares	As a % of Grand Total (A)+(B)+(C)	Number	As a Percentage	As a % of Grand Total (A)+(B)+(C) of Sub-clause (D)(a)
(i)	(ii)	(iii)	(iv)	(v)	(vi)=(v)/(iii)*100	(vii)
1	Mahshri Enterprises Pvt. Ltd.	7,183,030	65.45	-	-	
TOTAL		7,183,030	65.45	-	-	-




Shirish

(D)(c) Statement Showing Shareholding of Persons Belonging to the Category "Public" and Holding More Than 1% of the Total Number of Shares

Sr. No.	Name of the Shareholder	Number of Shares	Shares as a Percentage of Total Number of Shares (i.e., Grand Total (A)+(B)+(C) indicated in Statement at para (D)(a) above)
1	Anukul Dilip Bagri	110,000	1.00
2	Arihant Baid	120,000	1.09
3	Goldmine Stocks Pvt. Ltd.	250,000	2.28
4	Goldmine Stocks Pvt. Ltd.	250,000	2.28
5	Goldmine Stocks Pvt. Ltd.	251,369	2.29
6	India Securities Broking Pvt. Ltd.	216,000	1.97
7	Mercury Fund Management Co. Limited	335,000	3.05
8	Prudential Management Advisors Pvt. Ltd.	159,000	1.45
9	Vab Ventures Limited	175,000	1.59
TOTAL		1,866,369	17.01

(f)(d) Statement Showing Details of Locked-in Shares

Sr. No.	Name of the Shareholder	Number of Locked-in Shares	Locked-in Shares as a Percentage of Total Number of Shares (i.e., Grand Total (A)+(B)+(C) indicated in Statement at para (f)(a) above)
1	Mahshri Enterprises Pvt. Ltd.	951,000	8.67
TOTAL		951,000	8.67



(II)(a) Statement Showing Details of Depository Receipts (DRs)

Sr. No.	Type of Outstanding DR (ADRs, GDRs, SDRs, etc.)	Number of Outstanding DRs	Number of Shares Underlying Outstanding DRs	Shares Underlying Outstanding DRs as a Percentage of Total Number of Shares {i.e., Grand Total (A)+(B)+(C) indicated in Statement at para (D)(a) above}
1		-	-	-
TOTAL		-	-	-



(II)(b) Statement showing holding of Depository Receipts (DRs), Where Underlying Shares Held By "Promoter / Promoter Group" are in Excess of 1% of the Total Number of Shares

Sr. No.	Name of the DR Holder	Type of Outstanding DR (ADRs, GDRs, SDRs, etc.)	Number of Shares Underlying Outstanding DRs	Shares Underlying Outstanding DRs as a Percentage of Total Number of Shares (i.e., Grand Total (A)+(B)+(C) indicated in Statement at para (D)(a) above)
1		-	-	-
TOTAL		-	-	-

