


Audited Financial Results for the Half Year Ended Sept 30, 2015
Rs. in Lacs


Sr. No.	Particulars	Standalone Results			
		Half Year Ended	Half Year Ended	Year Ended	
		Un-Audited	Un-Audited	Audited	Audited
		30.09.2015	31.03.2015	31.03.2015	31.03.2014
1	Income from operations				
a	Net Sales/Income from Operations	386.45	371.80	689.66	293.10
b	Other Operating Income	-	-	-	-
	Total income from operations (Net)	386.45	371.80	689.66	293.10
2	Expenses				
a	Cost of Materials consumed	-	-	-	-
b	Purchases of stock-in-trade	345.92	364.65	684.02	512.60
c	Change in inventories of finished goods, work in progress & stock-in-trade	(17.19)	(3.66)	(40.99)	(252.08)
d	Employee benefits expenses	2.21	2.54	4.39	2.53
e	Depreciation and amortisation expense	0.47	0.58	1.07	1.00
f	Other expenses	8.02	9.63	13.69	6.72
	Total expenses	339.43	373.82	662.18	272.77
3	Profit from Operations before Other Income, finance costs and Exceptional Items (1-2)	47.03	(2.02)	27.48	20.33
4	Other Income	-	-	-	-
5	Profit / (Loss) from ordinary activities before finance costs and exceptional items (3+4)	47.03	(2.02)	27.48	20.33
6	Finance costs	1.43	2.26	17.60	11.38
7	Profit/(Loss) from ordinary activities after finance costs but before Exceptional Items (5+6)	45.60	(4.28)	9.88	8.95
8	Prior Period Adjustments	-	-	-	-
9	Exceptional items	-	-	-	-
10	Profit (+) / Loss (-) from Ordinary Activities before tax (7+8)	45.60	(4.28)	9.88	8.95
11	Tax Expense	14.6	2.61	4.07	2.51
12	Net Profit / (Loss) from Ordinary Activities after tax (9-10)	31.00	(6.89)	5.81	6.44
13	Extraordinary Items	-	-	-	-
14	Net Profit / (Loss) for the period (11-12)	31.00	(6.89)	5.81	6.44



M. Talib

15	Share of profit/(loss) of associates		-	-	-
16	Minority Interest		-	-	-
17	Net Profit/Loss after taxes, minority interest and share of profit/(loss) of associates(13-14-15)	31.00	(6.89)	5.81	6.44
18	Paid-up equity share capital (Face Value of Rs. 10/- each)	1,197.71	1,197.71	1,197.71	838.71
19	Reserve excluding Revaluation Reserve	-	-	-	-
19.i	Earning Per Share (before extraordinary items)				
	Basic & Diluted (not annualised)	0.26	(0.06)	0.05	0.09
19.ii	Earning Per Share (after extraordinary items)				
	Basic & Diluted (not annualised)	0.26	(0.06)	0.05	0.09
A	PARTICULARS OF SHAREHOLDING				
20	Public Shareholding				
	No. of shares	3,080,000	3,080,000	3,080,000	-
	Percentage of shareholding	25.72	25.72	25.72	-
21	Promoters & Promoter Group Shareholding				
a	Pledged / Encumbered				
	Number of Shares	NIL	NIL	NIL	NIL
	Percentage of shares (as a % of the total shareholding of promoter & promoter group)	-	-	-	-
	Percentage of shares (as a % of the total share Capital of the company)	-	-	-	-
b	Non- encumbered				
	Number of Shares	8,897,126.00	8,897,126.00	8,897,126.00	83,871,260.00
	Percentage of shares (as a % of the total shareholding of promoter & promoter group)	100.00	100.00	100.00	100.00
	Percentage of shares as a % of the total share Capital of the company)	74.28	74.28	74.28	100.00

	Particulars	3 months ended on 30/09/2015
B	INVESTOR COMPLAINTS	
	Pending at the beginning of the quarter	NIL
	Received during the quarter	NIL
	Disposed of during the quarter	NIL
	Remaining unsolved at the end of quarter	NIL



Mahesh

Notes:

- 1 Disclosure of assets & liabilities (Standalone & Consolidated) as per clause 41(i)(ea) of the listing agreement for the half year ended Sept. 30, 2015

UnAudited Financial Results of Aryaman Capital Markets Limited
STATEMENT OF ASSETS AND LIABILITIES


₹. In Lacs

Particulars	Standalone	
	As at 30 Sept 2015	As at 31 March 2015
	Audited	Audited
EQUITY AND LIABILITIES		
Shareholders' Funds:		
(a) Share Capital	1,197.71	1,197.71
(b) Reserves and Surplus	151.52	120.52
Sub-Total - Shareholder's Funds	1,349.23	1,318.23
Share Application Money pending allotment	-	-
Non Current Liabilities		
(a) Long term borrowings	-	-
(b) Deferred Tax Liability	3.31	2.80
(c) Long term provisions	-	-
Sub-total- Non Current Liabilities	3.31	2.80
Current Liabilities		
(a) Short-term borrowings	-	-
(b) Trade payables	1.50	1.60
(c) Other Current Liabilities	-	93.26
(d) Short term provisions	18.09	4.45
Sub-Total - Current Liabilities	19.59	99.32
	1,372.13	1,420.35
TOTAL - EQUITY AND LIABILITIES		
ASSETS		
Non - Current Assets		
(a) Fixed Assets	42.25	42.43
(b) Current Investments	-	-
(c) Non Current Investments	604.02	736.80
(d) Long term Loans & Advances	50.00	34.31
Sub-Total - Non Current Assets	696.27	813.54
Current Assets		
(a) Inventories	377.12	359.92
(b) Trade receivables	3.37	1.49
(c) Cash and Bank balances	241.03	213.05
(d) Short term Loans & Advances	13.96	9.49
(e) Other Non-Current Assets	20.42	23.06
(f) Other receivables	19.96	-
Sub - Total - Current Assets	675.86	607.01
TOTAL ASSETS	1,372.13	1,420.35

- 2 The above results for the half year ended 30/09/2015 are in accordance with Clause 41 of the listing agreement have been reviewed by the audit committee & approved by the Board of Directors at their meeting held on 10th Nov, 2015.
- 3 The company has only one business segment in which it operates viz Financial Services, Finance & related services.
- 4 Previous period's figures have been re-grouped / reclassified wherever necessary.
- 5 Provision for taxation includes provision for current income tax and deferred tax.

For Aryaman Capital Markets Limited

Shripal Shah
 Shripal Shah
 Executive Director




CONTINUED FROM COPY

Mahesh

THAKUR, VAIDYANATH AIYAR & CO.
CHARTERED ACCOUNTANTS
NEW DELHI, MUMBAI, KOLKATTA, PATNA,
CHENNAI, CHANDIGARH AND SECUNDERABAD

PHONE: 2284 25 02, 2287 00 67
FAX NO. 2204 63 86
11 - B, VATSA HOUSE,
JANMABHOOMI MARG, FORT,
MUMBAI --- 400 001.
Email-tvamum@gmail.com

LIMITED REVIEW REPORT

To
The Board Of Directors
Aryaman Capital Markets Limited,
60, Khatau Building, Gr. Floor,
Alkesh Dinesh Modi Marg, Fort ,
Mumbai 400 001

1. Introduction

We have reviewed the accompanying statement of Standalone unaudited Financial results of Aryaman Capital Markets Limited, for Half Year ended 30th September, 2015, except for the disclosure regarding "public shareholding and promoters and promoter Group Shareholding" Which have been traced from disclosures made by the Management and have not been audited by us. This statement is the responsibility of the Company's Management and has been approved by the Board of Directors. Our responsibility is to issue a report on the Financial Statements based on our review.

2. Scope of Review

We conducted our review in accordance with the Standard on Review Engagements (SRE) 2410, "Review of Interim Financial Information Performed by the Independent Auditor of the Entity" issued by the Institute of Chartered Accountants of India. This standard requires that we plan and perform the review to obtain moderate assurance as to whether the financial statements are free of material misstatement. Our review is limited primarily to inquiries of company personnel and analytical procedures applied to financial data and thus provide less assurance than an audit. We have not performed an audit and accordingly, we do not express an audit opinion.




CHARTERED ACCOUNTANTS
m. r. a. i. e. l.

3. Conclusion

Based on our review conducted as above, nothing has come to our attention that causes us to believe that the accompanying statement of standalone unaudited financial results prepared in accordance with applicable accounting Standards prescribed by section 133 of the Companies Act, 2013 read with rule 7 of the Companies (Accounts) Rules, 2014 and other recognized accounting practices and policies has not disclosed information required to be disclosed in terms of Clause 41 of the Listing Agreement including the manner in which it is to be disclosed, or that it contains any material misstatement.

For THAKUR, VAIDYANATH AIYAR & CO.
CHARTERED ACCOUNTANTS
Firm Registration No. 000038N



C.V. PARAMESWAR
PARTNER
Membership No. 11541

Place: Mumbai
Date: 10.11.2015



THAKUR, VAIDYANATH AIYAR & CO.
CHARTERED ACCOUNTANTS
Mumbai
Malcol